



Steam fog over a lake is caused by cold air flowing over warm water causing an unstable atmosphere (Photo: A. Christen)

23 Dynamic stability

Learning objectives

- Explain the difference between static stability vs. dynamic stability in the ABL.
- Explain how we can we quantify dynamic stability in the ABL.
- Understand the implications on eddy size and shape.



Static stability

You learned about static stability in the prerequisites.

You compared the **environmental lapse rate (ELR)** to the **process lapse rate** (e.g. the dry adiabatic lapse rate Γ_d):


unstable $\Gamma_d < \text{ELR}$

neutral $\Gamma_d = \text{ELR}$

stable $\Gamma_d > \text{ELR}$

Static stability allows us for example to determine the mixing of warm exhaust from a power plant

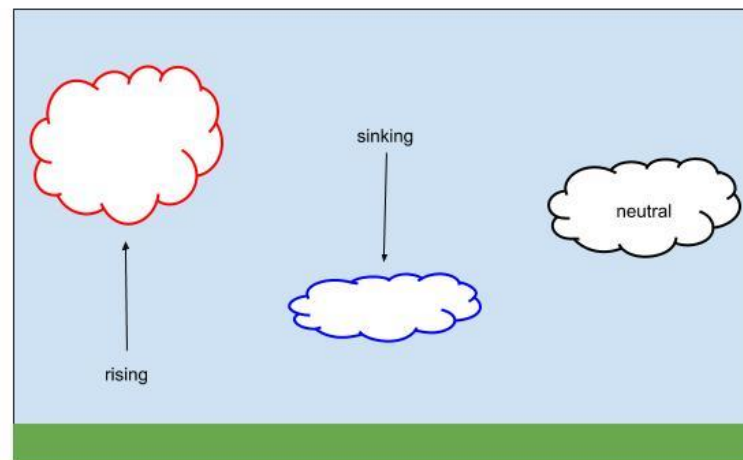
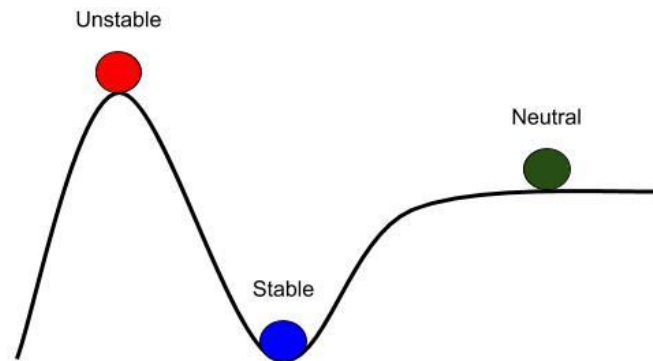
Photo: A. Christen



Static stability visualized

ATMOSPHERIC STABILITY

UNSTABLE $T_{\text{parcel}} > T_{\text{air}}$ The parcel is warmer than its surroundings, so it rises and expands	STABLE $T_{\text{parcel}} < T_{\text{air}}$ The parcel is cooler than its surroundings, so it sinks and compresses	NEUTRAL $T_{\text{parcel}} = T_{\text{air}}$ The parcel is the same temperature as its surroundings, no change
--	---	---



Richardson's stability criterion

The simple classification of **static stability** using the temperature profile omits dynamic aspects (i.e. shear, buoyancy) that cause actual mixing. It only speaks to the potential ability to mix air vertically, not the actual mixing.

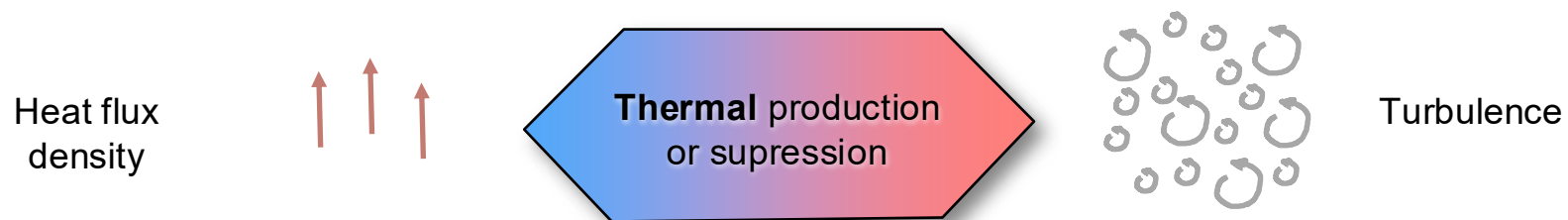
In 1920, Lewis Fry **Richardson** devised a scheme which **combined mechanical and thermal production of turbulence**, because both forms of turbulence are key for understanding the degree of mixing in a convective flow.

Review - mechanical and thermal production

Mechanical production is the process when turbulence is produced by work extracted from mean wind by shear (skin drag, form drag, drag between layers flowing in different directions):

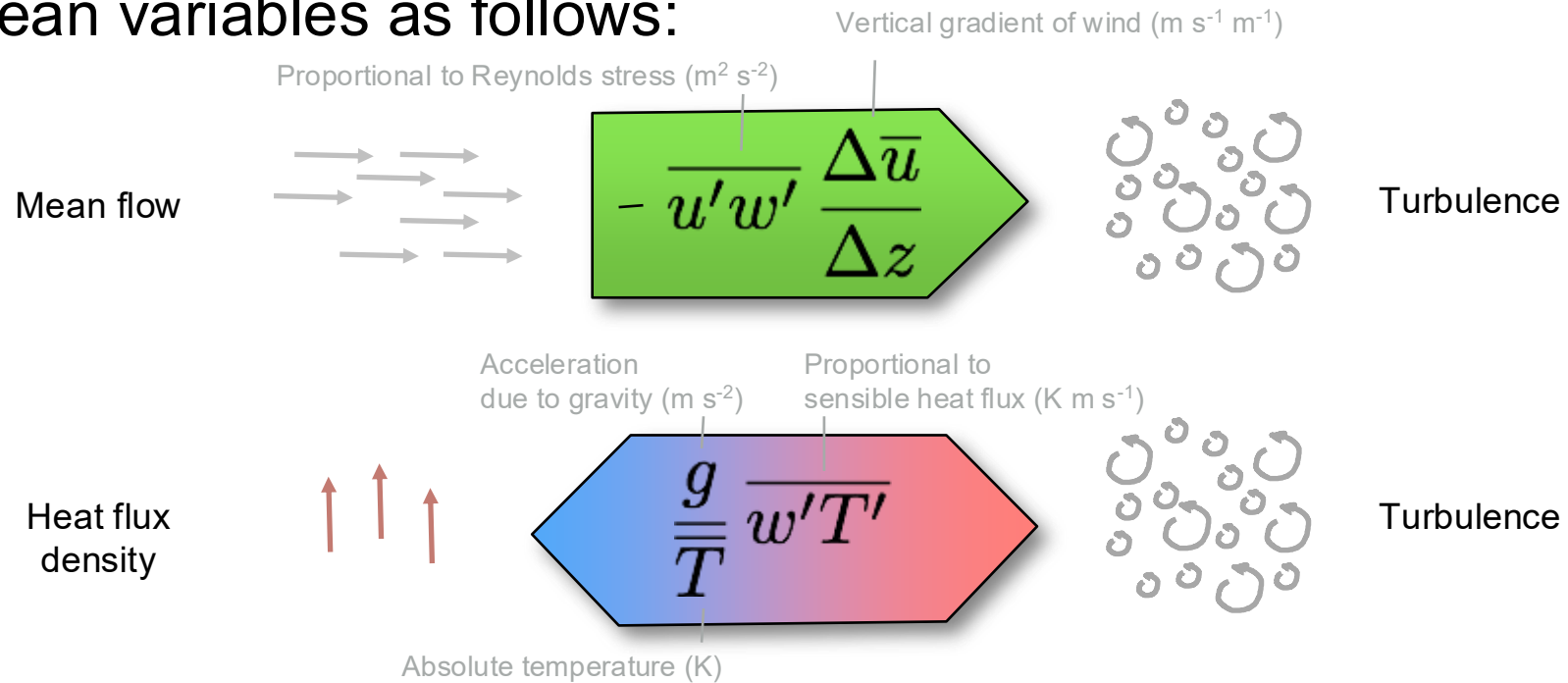


Thermal production (or **suppression**) is the process when turbulence is produced (inhibited) due to heating (cooling) by a sensible heat flux:



Mechanical and thermal production

Mechanical production and **thermal production (suppression)** can be expressed in discrete form of fluxes and gradients of mean variables as follows:



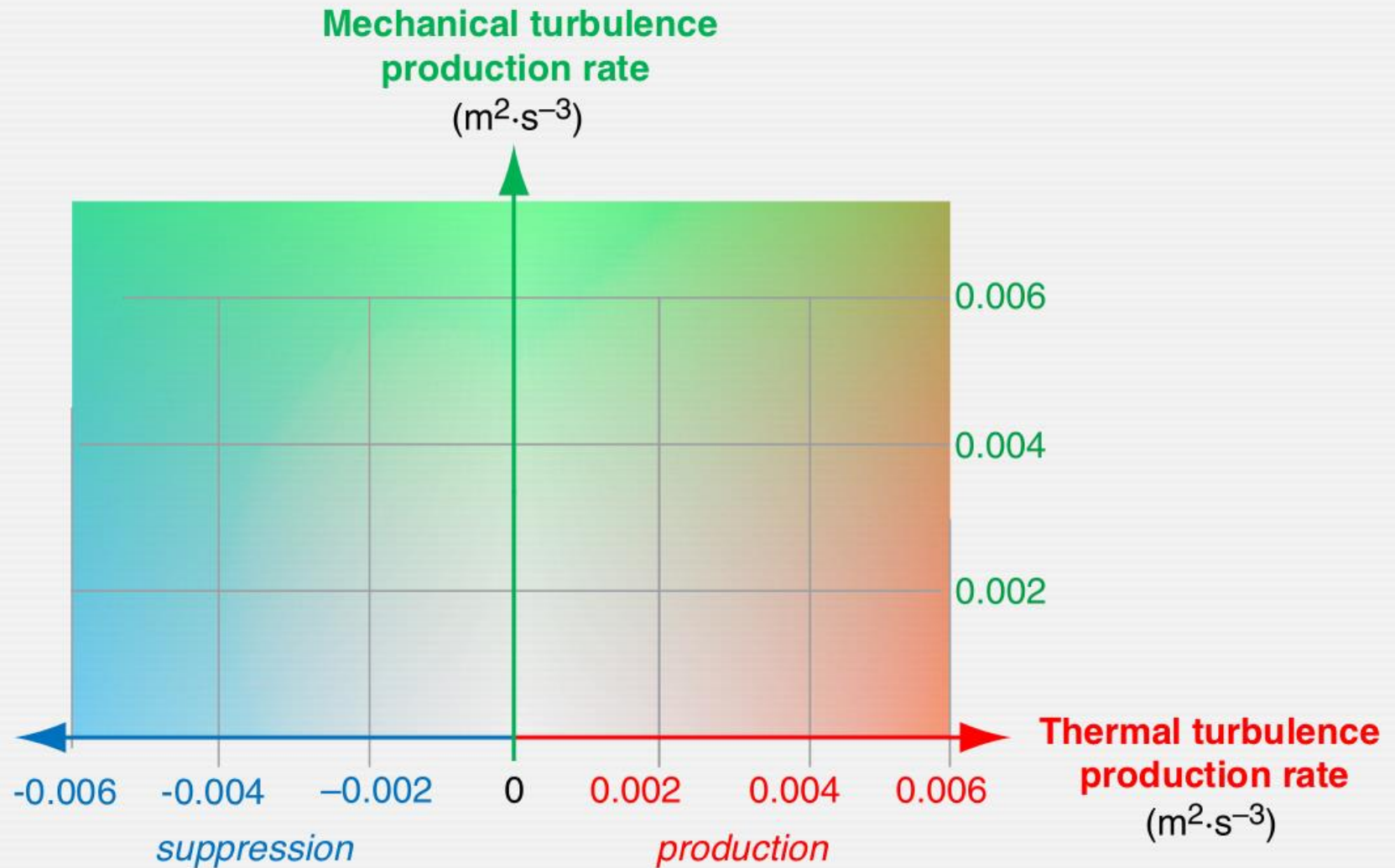
Thermal production and suppression

Mechanical production can be only zero or positive - wind increases with height is linked to momentum transfer in opposite direction.

Thermal production can be zero, positive or negative.

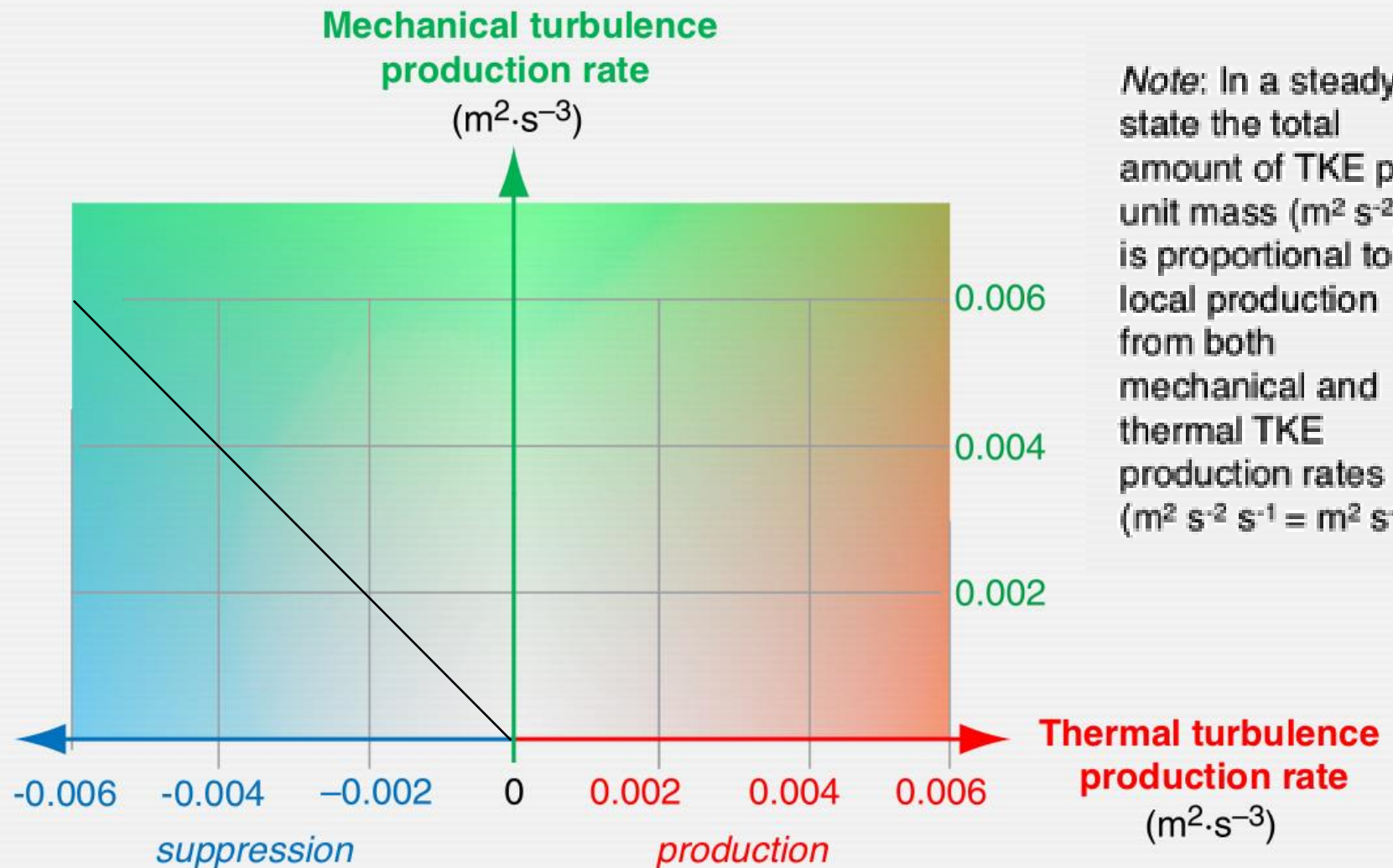
A negative thermal production means turbulence **suppression**, in this case the sensible heat flux cools the atmosphere, increases density, and prevents vertical mixing.

Mechanical vs. thermal turbulence production



modified after Stull (2015)

Turbulence vs. no turbulence?

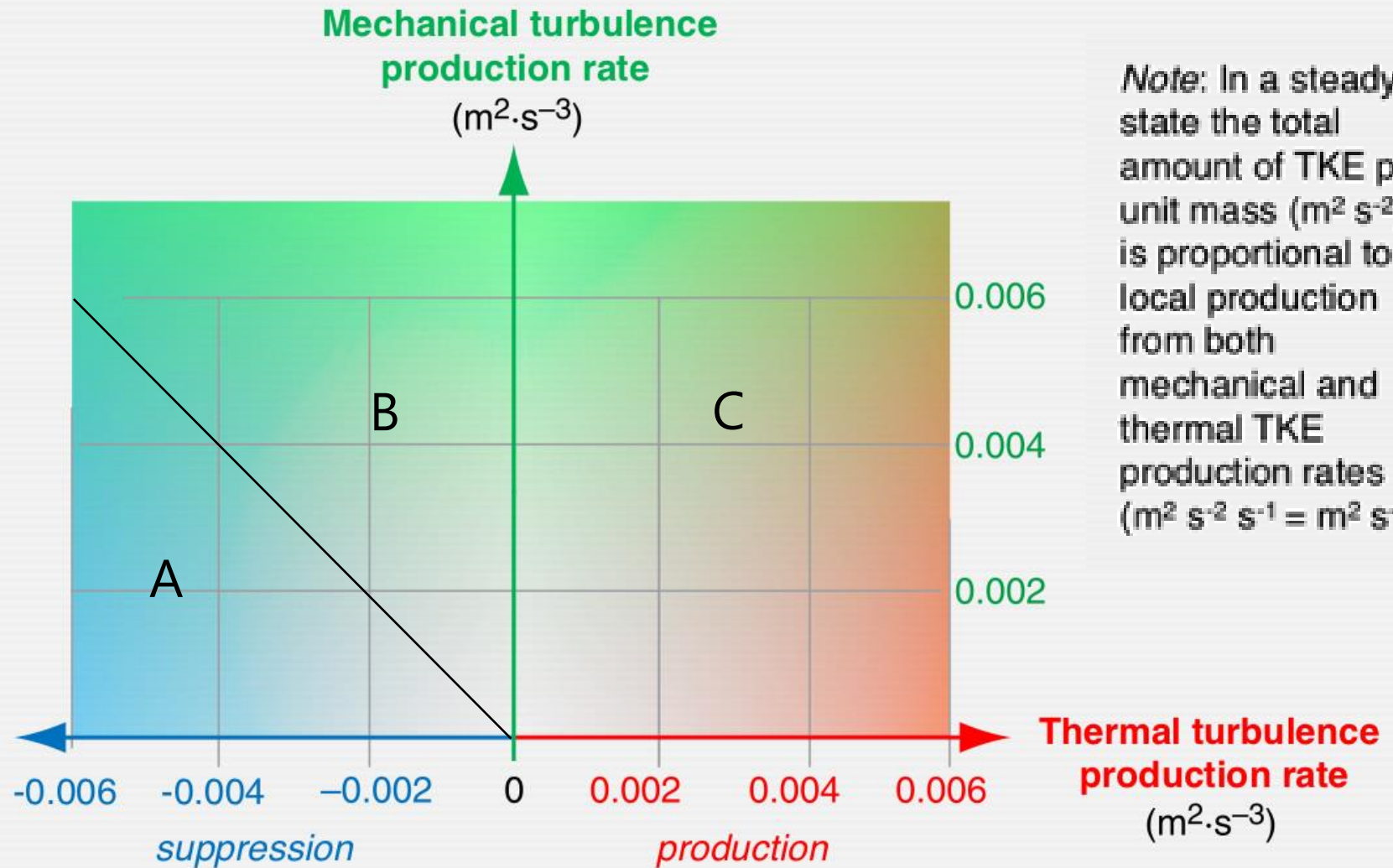


Note: In a steady-state the total amount of TKE per unit mass ($\text{m}^2 \text{ s}^{-2}$) is proportional to local production from both mechanical and thermal TKE production rates ($\text{m}^2 \text{ s}^{-2} \text{ s}^{-1} = \text{m}^2 \text{ s}^{-3}$)

modified after Stull (2015)



Where will we see no turbulence?



Note: In a steady-state the total amount of TKE per unit mass ($\text{m}^2 \text{ s}^{-2}$) is proportional to local production from both mechanical and thermal TKE production rates ($\text{m}^2 \text{ s}^{-2} \text{ s}^{-1} = \text{m}^2 \text{ s}^{-3}$)

modified after Stull (2015)

Test your knowledge

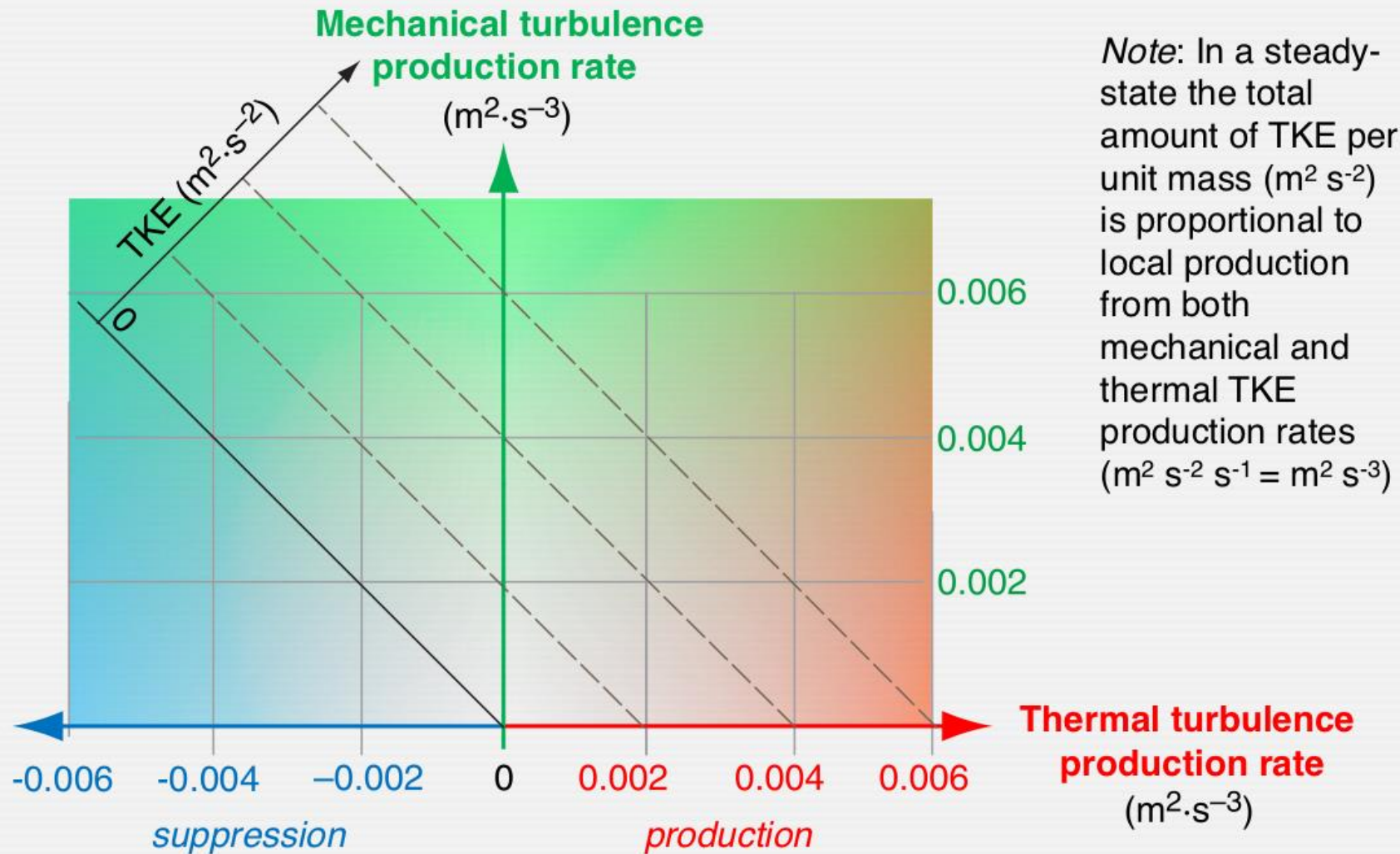
What are the units of the terms for mechanical production rate and the thermal production rate of turbulence?

Join at:
vevox.app

ID:
433-971-976



Mechanical vs. thermal turbulence production

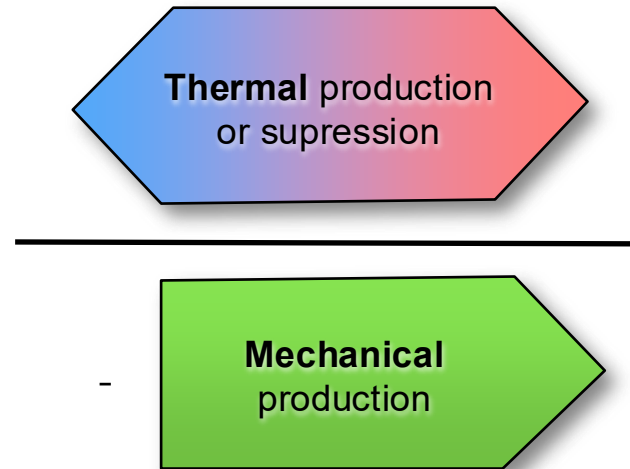


modified after Stull (2015)

Flux Richardson Number (Rf)

Ratio of the two axes returns relative strength of thermal and mechanical production in a flow, expressed by the Flux Richardson number (Rf):

$$Rf = \frac{\frac{g}{T} \overline{w'T'}}{\overline{u'w'} \frac{\Delta \bar{u}}{\Delta z}}$$



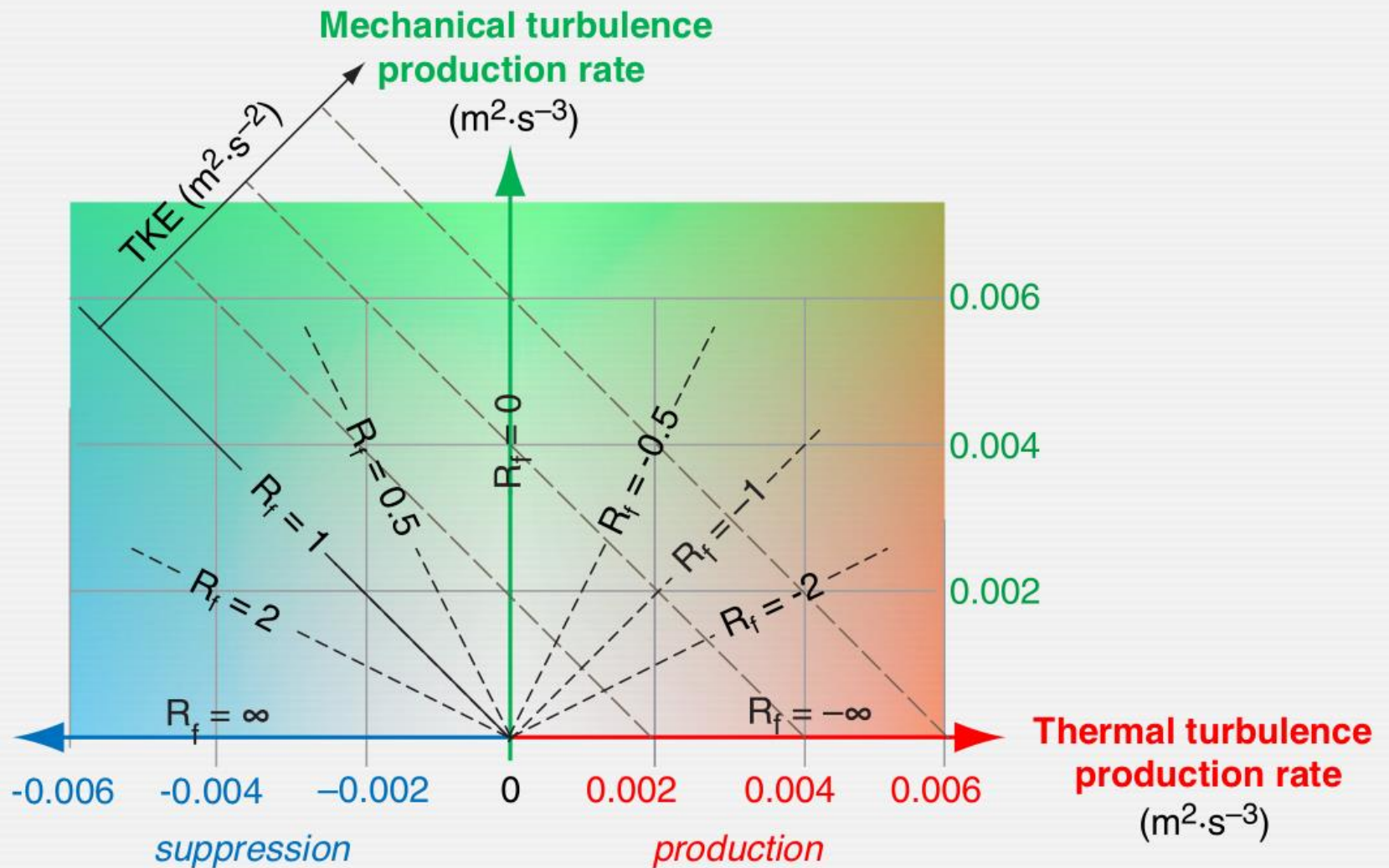
The Flux Richardson number (Rf) is a non-dimensional number saying which term ('color') is the most dominant one

$Rf > 0$: **stable**

$Rf \approx 0$: **neutral**

$Rf < 0$: **unstable**

Flux Richardson Number (R_f)



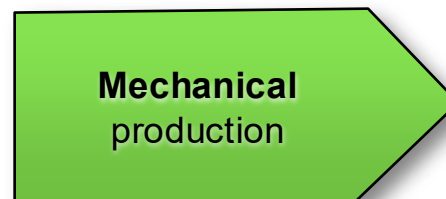
modified after Stull (2015)

Gradient Richardson Number (Ri)

Second order moments (i.e. covariances) can be difficult to obtain, so assuming similarity, i.e. $K_M = K_H$, we get the Gradient Richardson number (Ri):



$$Ri = \frac{g}{\overline{T}} \frac{\Delta\bar{\theta}/\Delta z}{(\Delta\bar{u}/\Delta z)^2} \quad \star$$



Note, $Rf = (K_H/K_M) Ri$

Dynamic stability regimes

Both, the Flux Richardson number (Rf) and the gradient Richardson number (Ri) are non-dimensional number that indicate the relative ratio of processes in the production or suppression of turbulence:

$Ri, Rf > 0$: **stable**

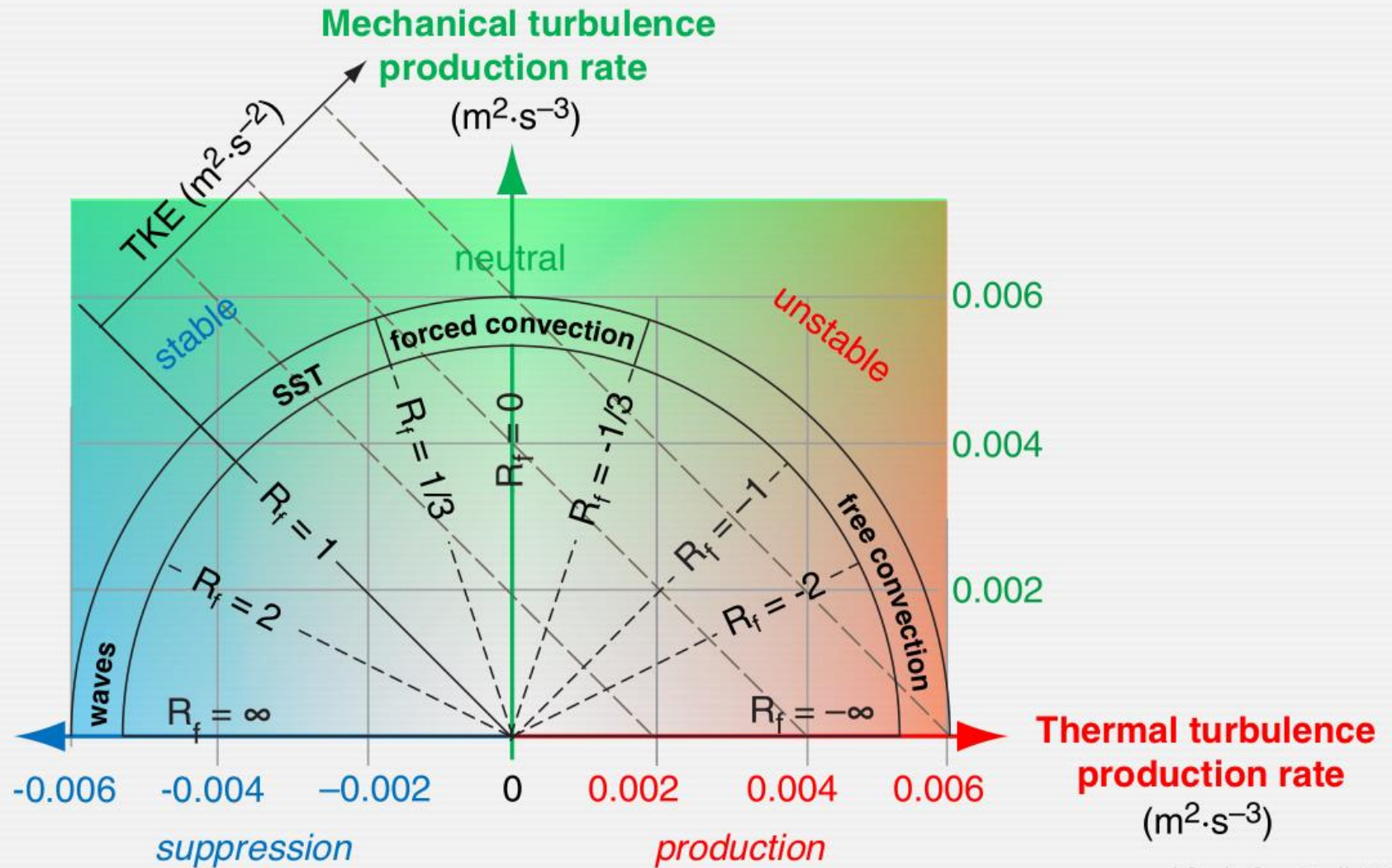
$Ri, Rf \approx 0$: **neutral**

$Ri, Rf < 0$: **unstable**

Can be used to classify turbulence regimes:

Rf or Ri	Turbulence regime
$Rf < -1/3$	free convection
$-1/3 < Rf < 1/3$	forced convection
$1/3 < Rf < 1$	stably stratified turbulence (SST)
$Rf > 1$	no turbulence, only waves

Turbulence regimes in graph of production / suppression



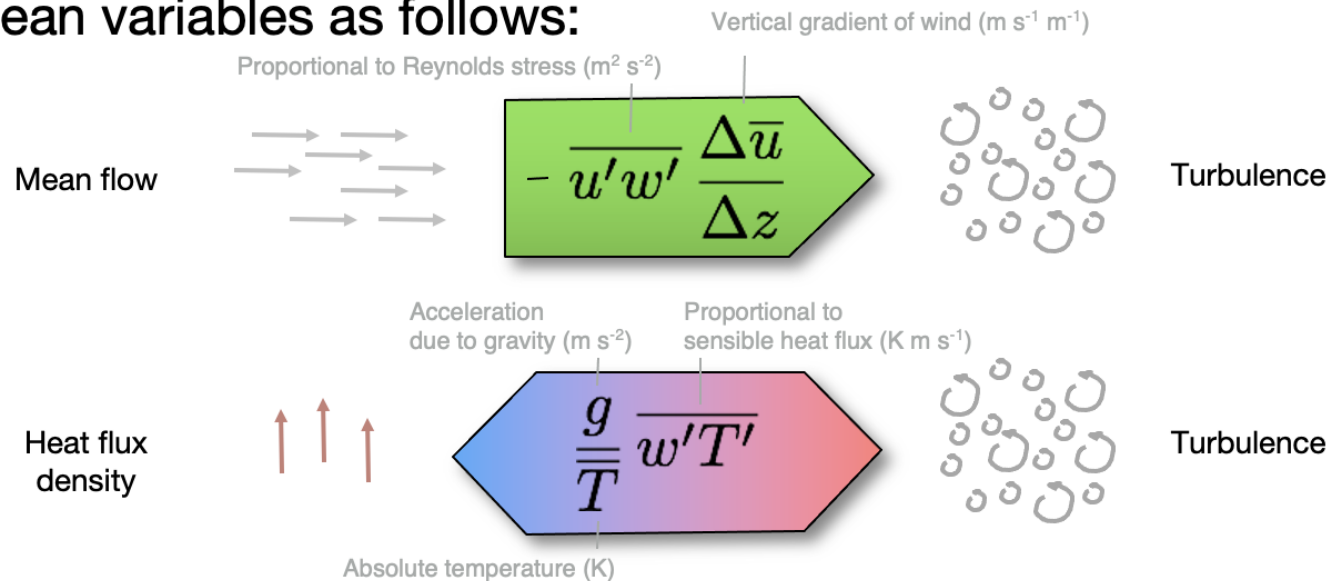
modified after Stull (2015)



Test your knowledge

Given the following terms, calculate the mechanical, thermal, and total production rate of TKE per unit mass: $\overline{w'T'} = 0.30 \text{ K m s}^{-1}$, $\overline{u'w'} = -0.52 \text{ m}^2 \text{ s}^{-2}$, $\overline{T} = 304.1 \text{ K}$ (31°C) and a wind gradient of $\Delta\overline{u}/\Delta z = 0.07 \text{ m s}^{-1} \text{ m}^{-1}$.

Mechanical production and **thermal production (suppression)** can be expressed in discrete form of fluxes and gradients of mean variables as follows:



Test your knowledge

What is the Richardson flux number (Rf) in this situation?

$$Rf = \frac{\frac{g}{T} \overline{w'T'}}{\overline{u'w'} \frac{\Delta \bar{u}}{\Delta z}}$$

What is the turbulence regime in this situation?

Slido question

What is the dynamic stability (stable, neutral, unstable)?

Monin-Obukhov Similarity Theory (MOST)

Ri has the disadvantage that it is a function of z in the surface layer (SL). So we might be interested in another stability parameter which is not. Indeed, using dimensional analysis we can derive a global dimensionless stability parameter ζ (a greek 'zeta') for the SL:

$$\zeta = z/L$$

where L is the **Obukhov-Length**

$$L = - \frac{T u_*^3}{k g \overline{w'T'}} = - \frac{\rho c_p T u_*^3}{k g Q_H \overline{w'T'}}$$

Specific heat of air ($\text{J kg}^{-1} \text{K}^{-1}$)
 Air density (kg m^{-3})
 Absolute temperature (K)
 Friction velocity (m s^{-1})
 Sensible heat flux (W m^{-2})
 von Karman constant
 Acceleration due to gravity (m s^{-2})

Because both friction velocity u^* and sensible heat flux Q_H are roughly constant with height in the SL, L is therefore invariant with height.

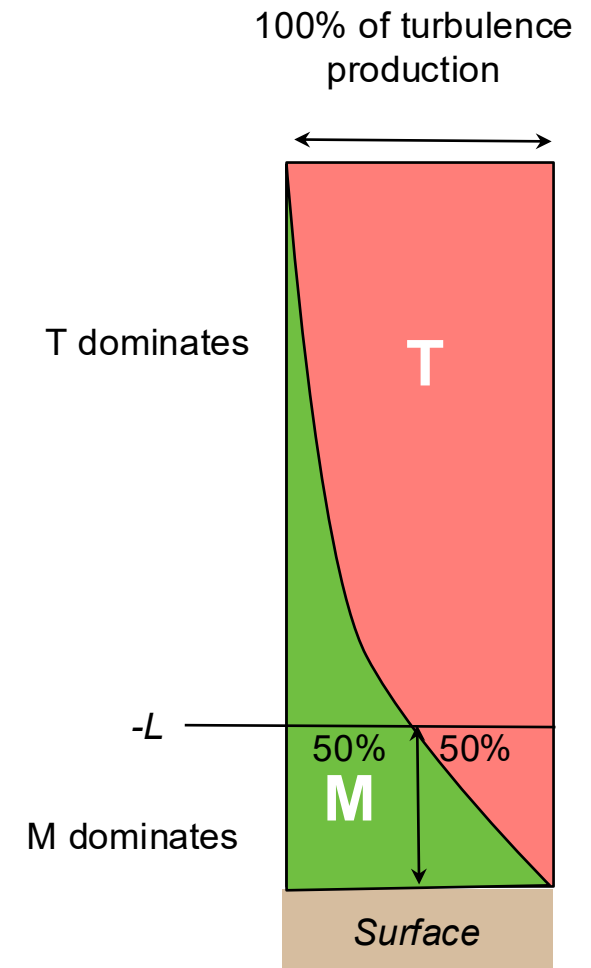
Interpretation of the Obukhov-Length

Very close to the surface, **mechanical production (M)** dominates. In the upper SL typically **thermal production (T)** dominates because wind shear ($\Delta u / \Delta z$) decreases more rapidly with height than the sensible heat flux ($\overline{w'T'}$).

So there must be a **height where $M = T$** .

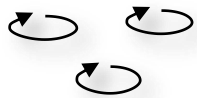
L can be physically interpreted as the (minus) height above ground where the mechanical and thermal production are equal, in non-neutral conditions.

The sign of L is given by that of Q_H and it is related to Ri



Summary of stability parameters used in the ABL.

weak or no mean wind



strong cooling

surface cooler than air

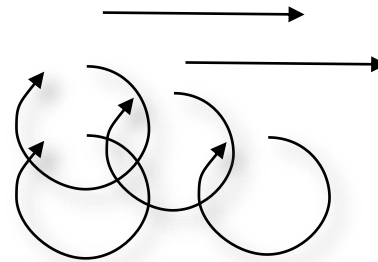
$$R_f, R_i > 0$$

$$L > 0$$

$$z/L > 0$$

stable

strong mean wind



surface indifferent

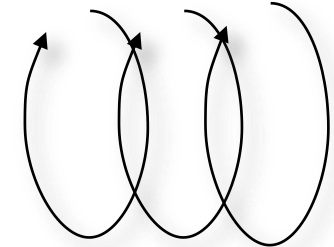
$$R_f, R_i = 0$$

$$L = \infty$$

$$z/L = 0$$

neutral

weak or no mean wind



strong heating

surface warmer than air

$$R_f, R_i < 0$$

$$L < 0$$

$$z/L < 0$$

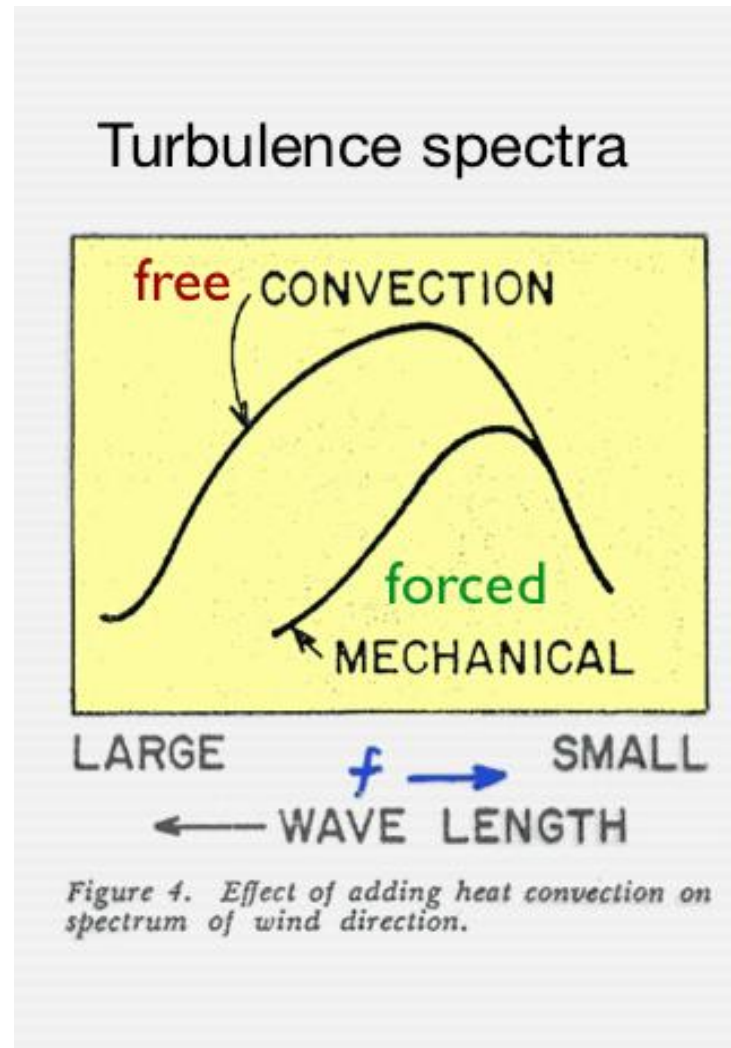
unstable

thermal suppression

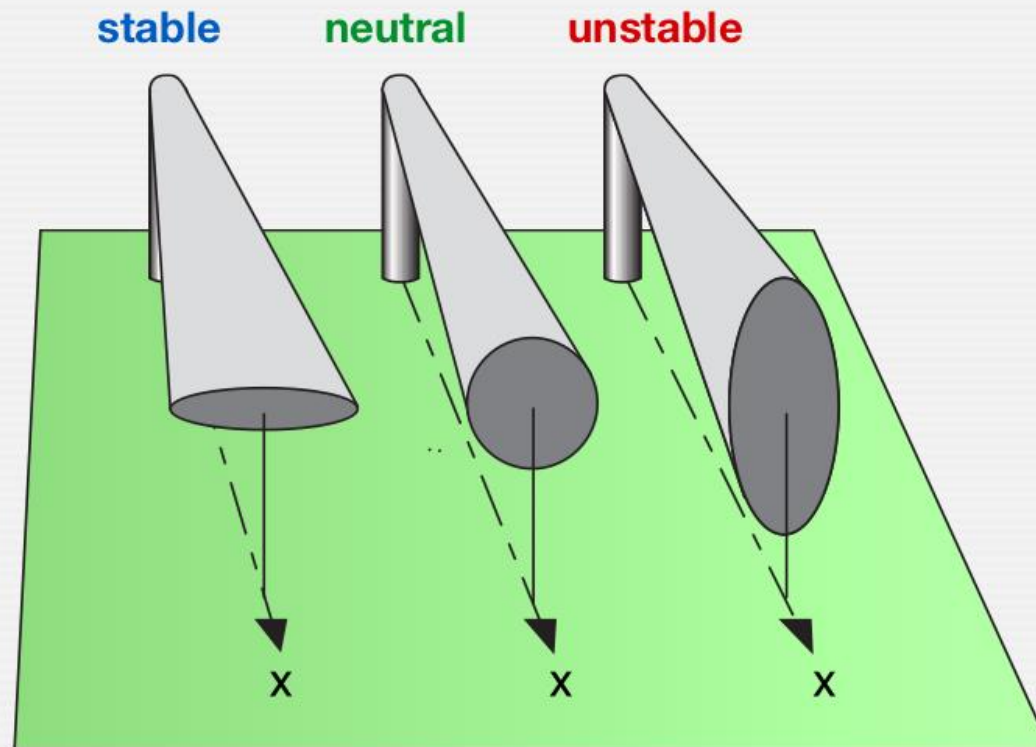
mechanical production

thermal production

Effect on eddy size



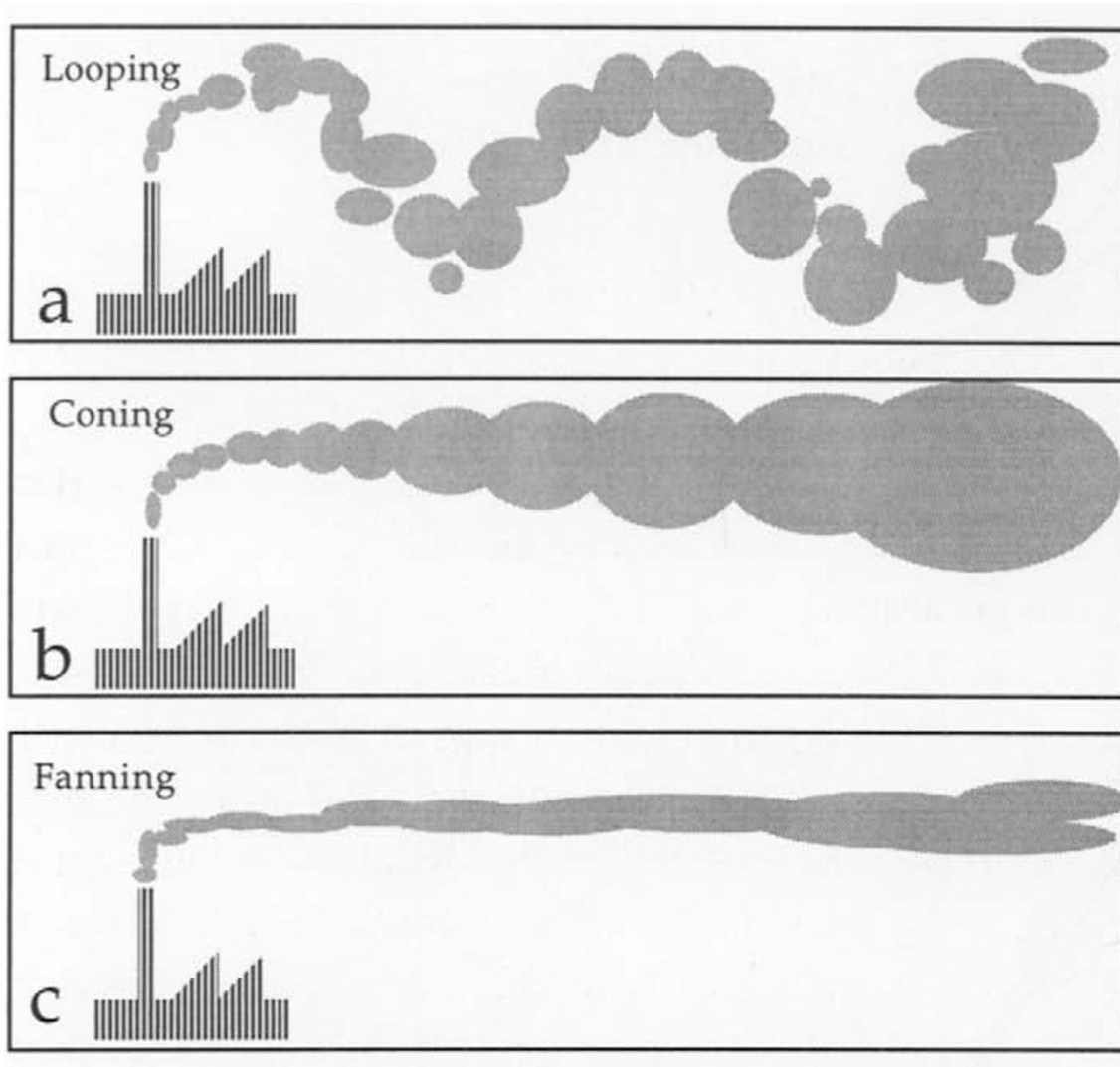
Effects on eddy-shape



Isotropy:	anisotropic	isotropic	anisotropic
Behavior:	fanning	coning	looping
Std Deviations:	$\sigma_z < \sigma_y$ $\sigma_w < \sigma_v$	$\sigma_z = \sigma_y$ $\sigma_w = \sigma_v$	$\sigma_z > \sigma_y$ $\sigma_w > \sigma_v$

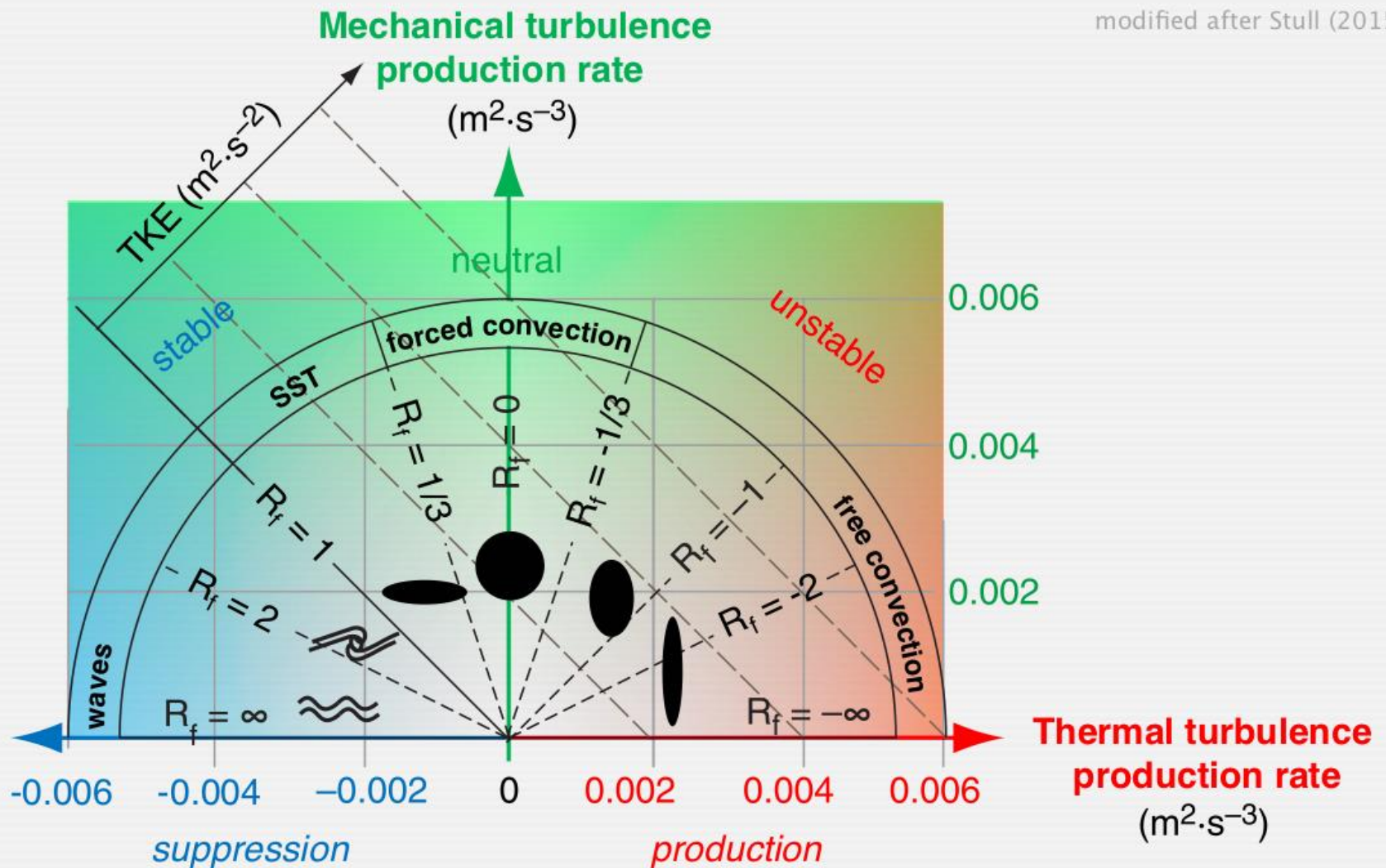
modified after Stull (2015)

Visualizing stability



Eddy-shape under non-neutral situations

modified after Stull (2015)



Take home points

- Dynamic stability parameters describe **ratio of thermal turbulence** production to (minus) **mechanical turbulence** production.
- Dimensionless flux and gradient **Richardson numbers** are commonly used to describe the atmosphere's dynamic stability and the turbulence regime.
- Monin-Okukhov similarity theory (**MOST**) is using four variables controlling turbulence, u^* , $\overline{w'T'}$, g and T and derives a stability length L (called the **Obukhov length**)
- Dynamic stability controls the **eddy spectrum** and **eddy shape**.